



PROJECT :
SECTIONING VALVE 508

DRG. NAME:
GENERAL ASSLY

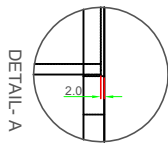
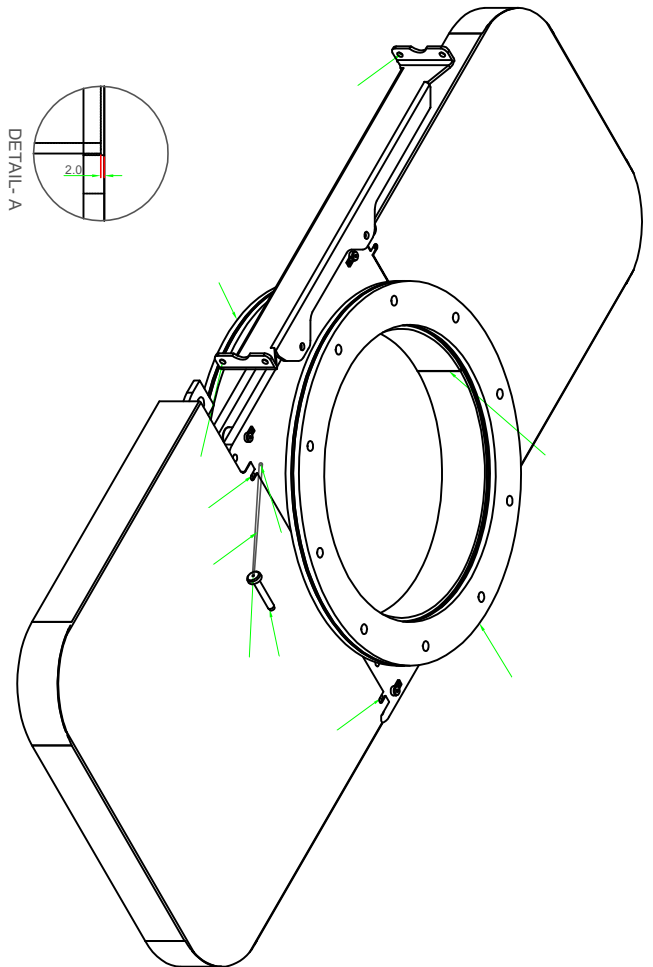
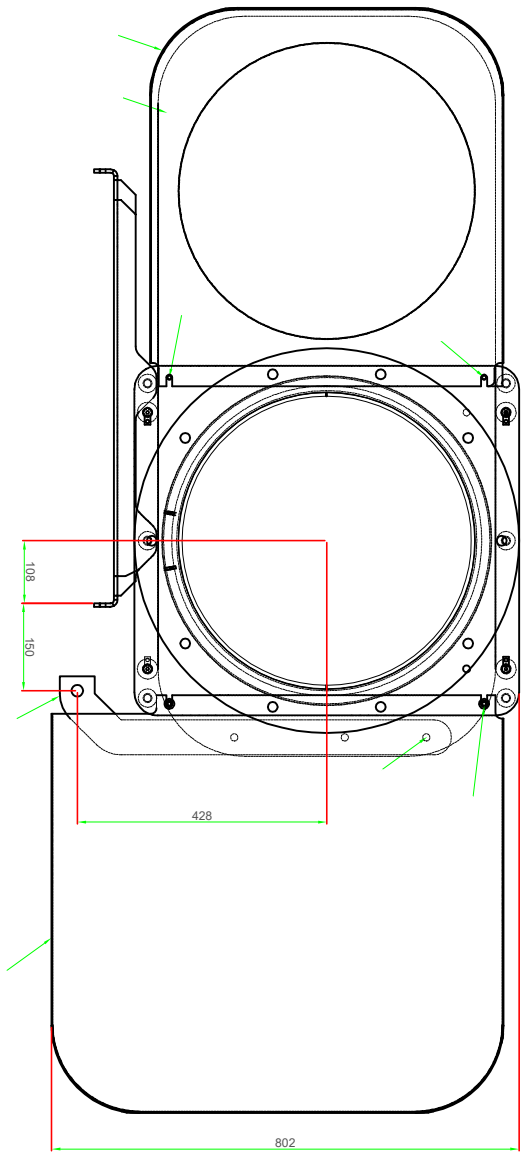
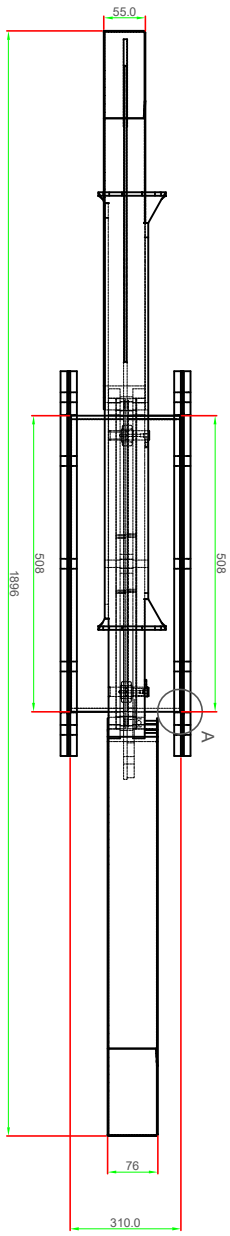
Drawn BY:	Name	Sign.	Date
CHK'd BY:	Nair		15 /02/ 17
Appr. BY:			

Drng.No:	CGV-RD-035-15 A
Cust.Drg.No:	
Rev:	Rev.No: Date Remark
Scale	Page No 01 OF 20

NOTE:
PNEUMATIC CYLINDER, DIA 100 MM, STROKE 600 MM,
ROD: STAINLESS STEEL.

PNEUMATIC CYLINDER ASSLY

Item	Name	Size (mm)	MAKE	MAKE	CODE	Qty	Weight (kg)
03	PNEUMATIC FITTING (BEND TYPE)		MAKE: PARKER (LEGNS)		3109 08 21	02	
02	CLEVIS (ZINCK-PLATED)		MAKE: PARKER		P1-C-4PRC	01	
01	PNEUMATIC CYLINDER		MAKE: PARKER		P1-D-ST100MS-0600	01	



TOTAL APPROX WEIGHT:-180 KG

Item	Name	Size (mm)	Comment	Material	Qty	Weight (kg)
15	CON: FLANGE			BSF-RD-035 H-15 A	02	50.8
15	WASHER	M 4 x 12		HOT DIP GALVANIZED	04	
14	HEX BOLT	M 4 x 12		HOT DIP GALVANIZED	02	
13	CHAIN	3 MM L-200 MM		SMS 1502	01	
12	HEX BOLT / WASHER	M 8 x 20		HOT DIP GALVANIZED	06	
11	HEX BOLT / WASHER/NUT	M 12 x 30		HOT DIP GALVANIZED	03	
10	HEX BOLT / WASHER	M 10 x 25		HOT DIP GALVANIZED	04	
09	HEX BOLT / WASHER	M 8 x 40		HOT DIP GALVANIZED	02	
08	PNEUMATIC CYLINDER KIT		AS PER DETAIL		01	
07	SLIDE COVER DISTANCE	Ø 20 MM		BSF-RD-035 G-15 A	02	0.1
06	FLANGE ASSLY	T= 15		BSF-RD-035 F-15 A	01	67.5
05	LOCKING SHAF-T	ØD 25 X 65 L		BSF-RD-035 E-15 A	01	0.10
04	DISK YOKE	T= 12		BSF-RD-035 D-15 A	01	3.9
03	SLIDE DISK	T= 6		BSF-RD-035 C-15 A	01	25
02	SLIDE COVER REAR END	T= 1.5		BSF-RD-035 B-15 A	01	10.1
01	SLIDE COVER PISTON SIDE	T= 1.5		BSF-RD-035 A-15 A	01	14.4